

Software Engineering Lab (CS-165L)



Project Topic:

Library Management System.

Submitted By:

Muhammad Zubair 2020-CS-601
Muhammad Huzzifa 2020-CS-606
Abdul Rehman 2020-CS-624
Muhammad Qasim 2020-CS-643

Submitted To:

Mr. Waqas Ali

Contents

1 Acknowledgement	6
2 Abstract	6
3 Introduction	6
4 The Group	7
5 The Client	7
6 Description	7
7 Objectives	7
7.1 Insertion	7
7.2 Extraction	8
7.3 Keep Record	8
7.4 Searching	8
7.5 Charts Creation	8
7.6 Sending Email To Registered Students	8
8 Benefits	8
9 Preliminary Requirement Analysis	9
9.1 Application Overview	9
9.1.1 User Roles and Responsibilities	9
9.1.2 Roles	9
9.1.3 Responsibilities	9
10 Functionality Requirements	10
11 Technical Requirement	10
11.1 Scope	11
12 Process Followed	11
12.1 Software Development Approach	11
12.2 Outline Plan And Milestone	11
12.2.1 Milestone 1 (October 10, 2022): Feasibility Report	11

12.2.2	Milestone 2 (October 24, 2022): Progress Report Meeting I	12
12.2.3	Milestone 3 (November 21, 2022): Progress Report Meeting II	12
12.2.4	Milestone 4 (December 19, 2022)	12
12.3	Tools And Technology	12
13	Requirement Models	12
13.1	Scenarios	12
13.2	Case Diagram	13
13.3	ERD Diagram	14
13.4	Realtional Schema Diagram	15
14	Testing Plan	16
14.1	Testing Strategy	16
14.2	Unit Testing	16
14.2.1	1 For Admin Module	16
14.2.2	Testing admin login form	16
14.2.3	Student account addition	16
14.2.4	Book Addition	16
14.2.5	Issue Book	17
14.2.6	Return Book	17
14.2.7	Fine	17
14.2.8	Sending Email	17
14.2.9	Creating Chart	17
14.3	Integration Testing	17
15	Contributions	18
15.1	2020-CS-624 (Hafiz Abdul Rehman) : All User Functionalities (Add, View, Update, Delete)	18
15.1.1	Functionalities:	18
15.1.2	Add User Functionality:	18
15.1.3	View User Functionality	18
15.1.4	Update User Functionality:	18
15.1.5	Delete User Functionality:	18
15.2	2020-CS-643 (M. Qasim) : All Book Functionalities (Add, View, Update, Delete)	19
15.2.1	Functionalities:	19

15.2.2	Add Book	19
15.2.3	View Book	19
15.2.4	Update Book	19
15.2.5	Delete Book	20
15.3	2020-CS-606 (M. Huzzifa) : Issue Book Complete and One Issuance Book Chart (Only Single Chart)	20
15.3.1	Functionalities:	20
15.3.2	Issue Book to User	20
15.3.3	Issuance Book Chart:	20
15.4	2020-CS-601 (M. Zubair) : Receive Book Complete, Threshold Chart (Only Single Chart and Pay Fine)	21
15.4.1	Functionalities:	21
15.4.2	Receive Book Functionality	21
15.4.3	Threshold Chart Functionality	21
15.4.4	Pay Fine Functionality	21
16	Conclusion	21
17	GitHub Repository Link	22

1 Acknowledgement

We take this occasion to thank Allah, almighty for blessing us with his grace and taking our endeavor to a successful culmination. We extend our sincere and heartfelt thanks to our esteemed guide, Sir Waqas Ali, for providing us with the right guidance and advice at the crucial junctures and for showing me the right way. We also take this opportunity to express a deep sense of gratitude to our class for their cordial support, valuable suggestions and guidance. We extend our sincere thanks to our respected Head of the Mr.Shahzad Asif here, for allowing us to use the facilities available. We would like to thank the other faculty members also, at this occasion. Last but not the least, we would like to thank our friends and family for the support and encouragement they have given us during the course of our work.

2 Abstract

Library management system is a project which aims in developing a computerized system to maintain all the daily work of library .This project has features which are generally not available in normal library management systems like existing system does not have any facility to generate student reports as well as book issue reports where as proposed system provides it. It has also a facility to send an email to that particular student whose return book deadline crosses. We also generate the different charts which differentiate our project with existing Library systems. Overall this project of ours is being developed to help the users and librarian to maintain the library in the best way possible and also reduce the human efforts.

3 Introduction

The project Library Management System is developed in C-sharp, which mainly focuses on basic operations in library like adding new members, new books, and updating new information, searching books and members to borrow and return books. With the ever-increasing sea of information, this modern function of library is becoming very complex and tedious to handle manually. The librarian has to devote most of his/her time to handing such functions of library. So after conducting the feasibility study we decided to

make the manual Library management system to be computerized. We tried our best to make our project which shall provide user friendly interface

4 The Group

- Muhammad Zubair (2020-CS-601) (2020cs601@student.uet.edu.pk)
- Muhammad Huzzifa (2020-CS-606) (2020cs606@student.uet.edu.pk)
- Hafiz Abdul Rahman (2020-CS-624) (2020cs624@student.uet.edu.pk)
- Muhammad Qasim (2020-CS-643) (2020cs643@student.uet.edu.pk)

5 The Client

The Client is an educational based institutional organization which is paying a team developer to create Library Management System for clients.

6 Description

This project fulfill the client requirements where this Library Management System can perform various functions like adding new members, new books, and updating new information, searching books or members to borrow or return books. This project can also full the client requirement to send email to those students whose deadline of return book is exceed. It can also show issuance chart and threshold chart for instant report. According to the user requirement the system should send email to the registered students whenever we add a new book to this system.

7 Objectives

The software Library Management System has major six objectives which are given below.

7.1 Insertion

Complete insertion of student data, books data and record of book issued or returned to/by particular in to database.

7.2 Extraction

Complete extraction of student data, books data and record of book issued or returned to/by particular from database.

7.3 Keep Record

Keeping all record of borrowed or issued books list, fine maintains and student and books details.

7.4 Searching

Searching Facility system, Search for books and members and other type of searches from database.

7.5 Charts Creation

This functionality enables the user (admin) to create issuance chart and threshold chart for instant report generation.

7.6 Sending Email To Registered Students

To fulfill the user requirement to send email to the students whenever a new book added or when deadline of book return crosses.

8 Benefits

This application is developed for handling multiple users at a time. Multiple users can run the application at a same time and perform the various options according to his/her choice. This application also provides a feature to check records of Books and Students. With the ever increasing sea of information, this is becoming very complex and tedious to handle manually and the librarian has to devote most of his/her time to handle it. So the main motive of this to project to lessen the human effort and save time.

- o It provides "better and efficient" service to members.
- o Reduce the workload of employee.
- o Faster retrieval of information about the desired book.
- o Provide facility for proper monitoring reduce paper work and provide data

security.

- o All details will be available on a click.

9 Preliminary Requirement Analysis

9.1 Application Overview

9.1.1 User Roles and Responsibilities

User have many roles and responsibilities in this system some of important are given below.

9.1.2 Roles

- o User (Admin) has to enter all data of students or register the students.
- o User (Admin) has to enter all data of books or do books entry whenever new stock comes.
- o User(Admin) has to maintain all the records of student and books both, means to say that to handle the record in order to how many student has issued the book with complete information of book and students.

9.1.3 Responsibilities

- o It is user responsibility to issue the book for student when he/she wants.
- o It is user responsibility to enter correct details during issuing and returning the book means to say that ensuring some important things like not to issue book when there is no book showing in book details.
- o It is user responsibility create charts for the quick report generation.
- o It is user responsibility to send email notification to fined students means to say that sending email if student did not returned book in time and he charged to pay fine.
- o It is user responsibility to generate and send email to all registered students whenever a collection of book is added in this system.
- o It is user responsibility to set threshold time of returning the book whenever a student issues the book.

10 Functionality Requirements

The System needs to fulfill the following functionality requirement:

- o Our System shall provide sign-up and Log-in functionality to Admin.
- o Our System shall provide a functionality of Fast response to different users.
- o Our System shall provide a functionality of transition history to different user.
- o Our System shall provide a functionality to change code of registered student.

The System needs to fulfill the following non-functional requirement:

- o Our System must response up to 1-10 seconds.
- o Our System must be secure as it provides login functionality to the different user.
- o Our System must be capable of handling 20K register per seconds.
- o Our System must be salable up to 50K request per seconds.
- o Our System must be available 24/7 hours with the help of UPS or Generator.
- o Our System must be recoverable and manageable in case of errors by recognizing error and keeping track of application stable version.
- o Our System must be easy to understand for end-users.
- o Our System must ensure data integrity for login and Sign-up functions.

11 Technical Requirement

o Server System is going to be running on a server. In this case, system itself is acting as server. System itself will provide service to clients. It will fulfill client's requests which are running on same computer and hence acts as a server itself.

o Database will be used to store and modify data of users and books. The group members will have access to database. They can add edit or delete tables. Group will be using free database online.

11.1 Scope

To utilize resources in an efficient manner by increasing their productivity through automation. There is a future scope of this facility that many more features such as online lectures video tutorials can be added by teachers as well as online assignments submission facility, a feature Of group chat where students can discuss various issues of engineering can be added to this project thus making it more interactive more friendly and project which fulfills each users need in the best way possible. The different areas where we can use this application are.

- o Any education institute can make use of it for providing information about author, content of the available books.
- o It can be used in offices and modifications can be easily done according to requirements.

12 Process Followed

12.1 Software Development Approach

- o The Project will follow the waterfall model as the requirements of the client are well defined and client knows exactly what they want, that's why waterfall model is best suitable for the system.
- o A waterfall model allows the group to focus on the given task at a time and helps them to communicate through it, since the time frame is already known and plan of development is designed, a waterfall model will allow the developer to understand and develop better.

12.2 Outline Plan And Milestone

12.2.1 Milestone 1 (October 10, 2022): Feasibility Report

The group is going to submit and present the feasibility report of the project that is going to be conclusive and detailed about the requirements and problems risks of the project development.

12.2.2 Milestone 2 (October 24, 2022): Progress Report Meeting I

The group will present a progress report that tells the client what is done until now and how the flow is working out for the group.

12.2.3 Milestone 3 (November 21, 2022): Progress Report Meeting II

The group is going to submit and present the feasibility report of the project that is going to be conclusive and detailed about the requirements and problems risks of the project development.

12.2.4 Milestone 4 (December 19, 2022)

The project will be live as a working functional system and will be presented by the team and then handed over to the client.

12.3 Tools And Technology

- o Operating System: Windows 10.
- o Language: C-sharp.
- o Database Management System: SQL.
- o Software: Visual Studio 2022.
- o RAM: 4 GB Or More.
- o Hard Disk: 250 GB Or More.
- o Processor: Intel Core Processor Or More.

13 Requirement Models

13.1 Scenarios

We will be designing Library Management system. The system will allow admin to log-In into the system. The system will allow admin to add data, delete data and update data of users and books and also view the list of users and books. The system will allow admin to issue books to users and each user can issue maximum three books. The system will allow admin to

check the returning of book from the relevant user in case of late then user has to pay fine. The system will allow admin to check the complete details of Issued and returned books.

13.2 Case Diagram

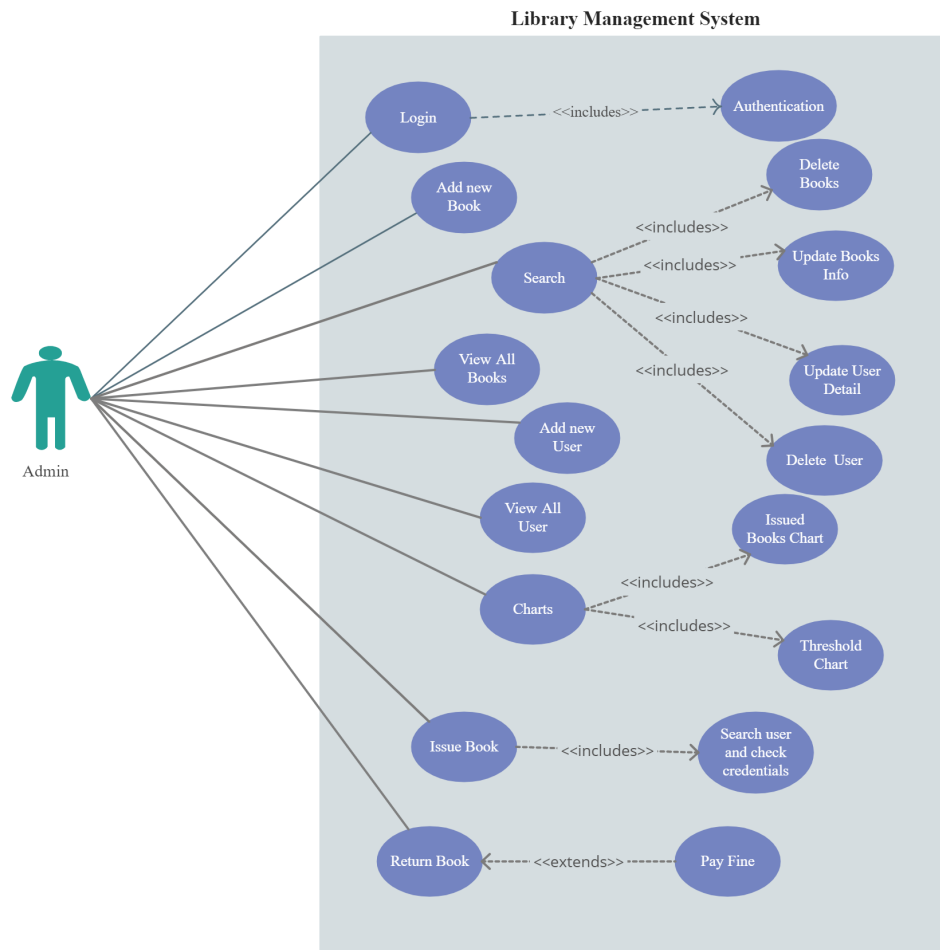


Figure 1: Case Diagram.

13.3 ERD Diagram

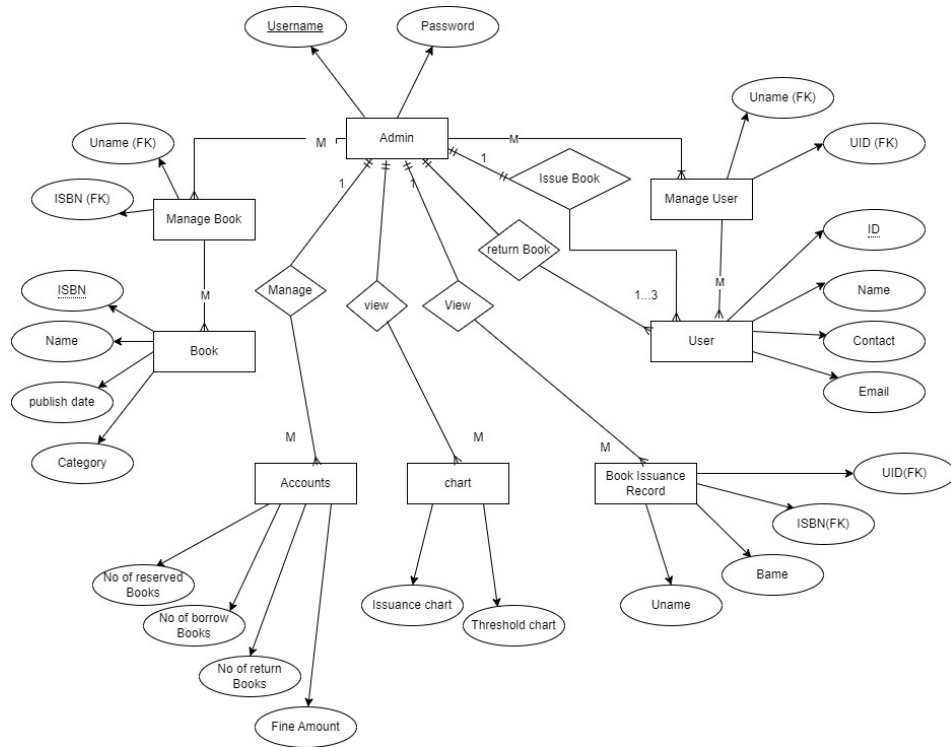


Figure 2: ERD.

13.4 Relational Schema Diagram

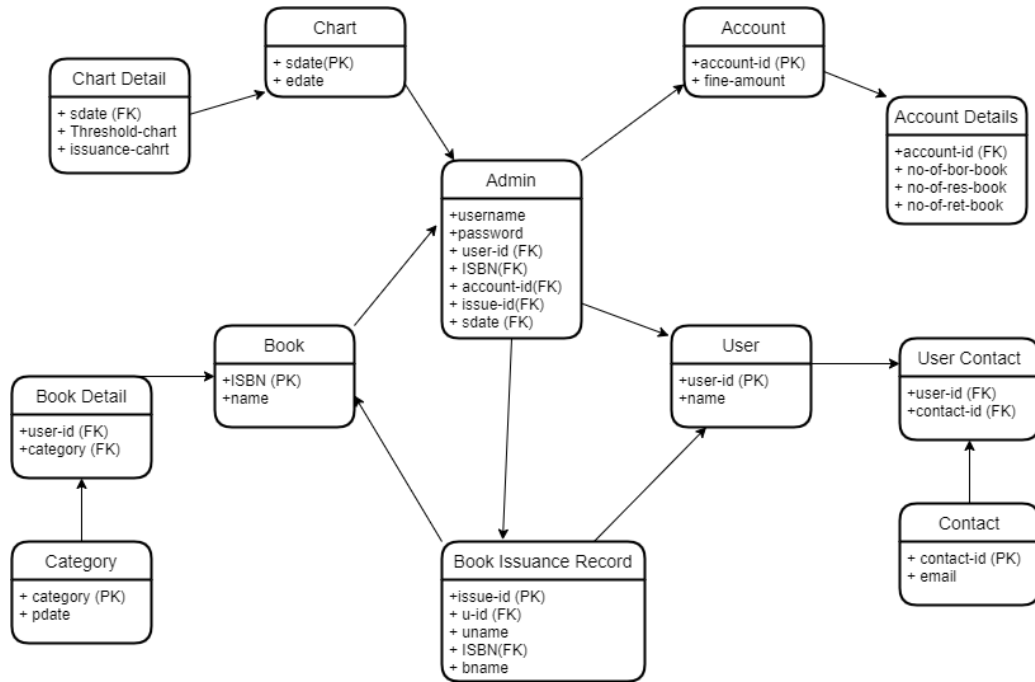


Figure 3: Relational Schema.

14 Testing Plan

The aim of the system testing process was to determine all defects in our project. The program was subjected to a set of test inputs and various observations were made and based on these observations it will be decided whether the program behaves as expected or not.

14.1 Testing Strategy

Our project went through two level of tastings.

- o Unit Testing.
- o Integration Testing.

14.2 Unit Testing

14.2.1 1 For Admin Module

14.2.2 Testing admin login form

This form is used for log in of administrator of the system. In this we enter the username and password if both are correct administration page will open other wise if any of data is wrong it will get redirected back to the login page and again ask for username and password.

14.2.3 Student account addition

In this section the admin can verify student details from student academic information and then only add student details to main library database it contains add and delete buttons if user click add button data will be added to student database and if he clicks delete button the student data will be deleted.

14.2.4 Book Addition

Admin can enter details of book and can add the details to the main book table also he can view the books details. Remember that whenever a new collection of book is added all registered student should receive the email that contains the information about new stock.

14.2.5 Issue Book

Admin can enter details of book and student then can grant maximum three books to each user. Student can reissue that book if he/she want to keep that book for more time.

14.2.6 Return Book

Admin can receive the book return by user. We apply different cases on it to make the module error free. Enter details of book and can add the details to the main book table also he can view the books details. For example if a student return the book then quantity of that book should be increase in library stock.

14.2.7 Fine

Admin can fine a student if he/she do not return book within time limit. And if student return the book within time limit then he will not be fined.

14.2.8 Sending Email

Admin can send email to any registered student. In this project student will receive email just because of two reasons first when student got some fine due to late in book return and the other one is when new book added to system then student will also get an email.

14.2.9 Creating Chart

Admin can create charts for quick report generation. There will be an issuance chart and a threshold chart which will show the complete detail of record.

14.3 Integration Testing

In this type of testing we test various integration of the project module by providing the input. The primary objective is to test the module interfaces in order to ensure that no errors are occurring when one module invokes the other module.

15 Contributions

15.1 2020-CS-624 (Hafiz Abdul Rehman) : All User Functionalities (Add, View, Update, Delete)

15.1.1 Functionalities:

We have implemented various functionalities in this project. From my side of contribution, I have implemented these functionalities About Users: 1) Add User

- 2) View User
- 3) Update User
- 4) Delete User

15.1.2 Add User Functionality:

User Provide His Name, ID, Phone Number and E-mail Address. Admin Enter His Name, ID, Phone Number and E-mail Address then, He Can Add the User by Clicking the Add User Button.

15.1.3 View User Functionality

Admin can View The User By Providing The User's ID and User is Display if He Is, On By Clicking The Search Button.

15.1.4 Update User Functionality:

Admin can Update The User By Providing The User's ID and user is display if he is , Admin can Update User's Name , User's Phone Number, And E-mail Address By Clicking The Update Button.

15.1.5 Delete User Functionality:

Admin can Delete The User By Providing The User's ID and User is display if he is , Admin can Delete The User By Clicking The Delete Button.

15.2 2020-CS-643 (M. Qasim) : All Book Functionalities (Add, View, Update, Delete)

15.2.1 Functionalities:

We have implemented various functionalities in this project. From my side of contribution, I have implemented Complete Book functionalities: 1) Add Book

2) View Book

3) Update Book

4) Delete Book

15.2.2 Add Book

Admin Provides the Complete Information of the Book which he wants to Add in Database. Book Information Includes Book-Name, ISBN, Published Date, Category, Quantity and Auther-Name. Note that here ISBN and Published Date are Primary Keys. As Admin Add any New Book an Email Page 14 of 15 will automatically send to all that students who are registered in this Library Management System. That Email will contain New Book Information.

15.2.3 View Book

Admin can See those Books that Has Added or Registered in Database. Admin can View Book by Three different Ways. By ISBN

By Book-Name

By Category

Admin has to write one of them and Click on Search Button and if Book has Added then it's Information will display in a Row.

15.2.4 Update Book

Admin can also Update Book Data using Book ISBN code. For Updating Book remember that Admin can't change or update Book ISBN and Published Date, because these two are the Primary Keys. On the other side Admin can make changes to other attributes like Book-Name, Category, Quantity and Auther-Name.

15.2.5 Delete Book

Admin can Delete Book Data using Book ISBN code. For Deleting a Book Admin has to Write ISBN of that Book which he wants to delete. As Admin write ISBN on search bar, Book Information will display with a Delete Button there. If Admin click on Delete Button complete Data of that Book will be erased from Database.

15.3 2020-CS-606 (M. Huzzifa) : Issue Book Complete and One Issuance Book Chart (Only Single Chart)

15.3.1 Functionalities:

We have implemented various functionalities in this project. From my side of contribution, I have implemented two functionalities:

- 1) Issue Book to User
- 2) Issuance Book Chart

15.3.2 Issue Book to User

We have implemented all functionalities on admin side. Admin can issue to user.

Following are some conditions:

- Maximum Three Books issued to one user at a time.
- User can Re-Issue Book Before return date.
- Admin can see the count of Issued, Returned and Fine of each user by entering the User-ID.

15.3.3 Issuance Book Chart:

This functionality shows the Issuance record of books. Graph shows that given book is issued how many times. I have implemented this graph in C-Sharp. This graph is for the simplicity of admin that admin can see all records of books that are issued.

15.4 2020-CS-601 (M. Zubair) : Receive Book Complete, Threshold Chart (Only Single Chart and Pay Fine)

15.4.1 Functionalities:

We have implemented various functionalities in this project. From my side of contribution, I have implemented these three functionalities:

- 1) Receive Book Functionality
- 2) Threshold Chart Functionality
- 3) Pay Fine Functionality

15.4.2 Receive Book Functionality

User Provide His ID if He Wants to Return the Book That Has Been Previously Issued to Him/Her. Admin Enter his User ID and Search for His Record. If the Record is Found, then He Can Return the Book by Clicking Return Book Button.

15.4.3 Threshold Chart Functionality

Admin can see those Book books That Have Limited Quantity. We Have Set the Threshold Amount of 10. The Lollipop Like Graph Will Be Displaying a List of All Books Having a Quantity of Less than 10 in a Graphical Way

15.4.4 Pay Fine Functionality

Admin can also Clear the Fine of the User. The user Just Needs to Provide His User ID with a Specified Fine Amount in Cash. Admin Takes Amount and Search for User Data, If Found then Clear His Fine.

16 Conclusion

This Project provides a complete computerized version of library management system which will benefit the librarian as well as students of the institution. It changes entire manually process to one click computerized where admin can add student/book update student/book, can search any data, do

book transactions. It also provides the charts. It also has a facility for student to get an email where student can see status of new books added to library system as well as status of their fine.

17 GitHub Repository Link

<https://github.com/HydraPhyzer/Library-Management-System-In-C-and-SQL.git>